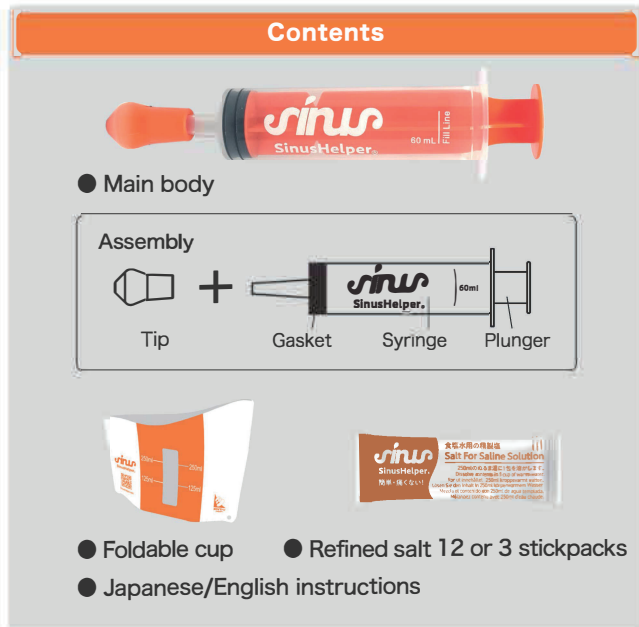


# sinus

## SinusHelper®

( Class I Medical Device )  
Ministry of Health and Welfare Registration Number:  
14B3X10043000019

SinusHelper® was made in accordance with European Respiratory Society recommendations for nasal irrigation.



## Painless and easy nasal irrigation!

**SinusHelper® washes away pollen, pet dust and other irritants from the nose to enhance nasal function.**

### SinusHelper® Overview


SinusHelper® is a new version of a syringe and silicone tip nasal irrigator invented by a Swedish ear, nose, and throat doctor, ENT. It has been improved by 1.) A softer, more comfortable silicone tip, 2.) A more gentle, a turbulent flow to prevent a stinging sensation, 3.) A new oval shape to fit better to the nostril and prevent leaking. It also comes with a foldable cup which enhances hygiene and makes the device more portable.

The plunger assures that saline flows from the device to the nose without backwash which would pollute the device. Backwash is common with nose washes that are squeezed or pumped by hand.

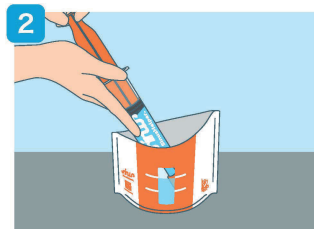
SinusHelper® is a gentle and thorough saline nose wash. The saline is made with refined salt and warm clean water. The saline matches the fluid in your body so you don't get the stinging sensation that happens when water gets in your nose while swimming.

The inside of the tip is channeled out in a way that creates a gentle, bubbly, turbulent flow which won't irritate the inside of the nose. In addition, the tip is made of a very soft silicone, making it comfortable and safe.

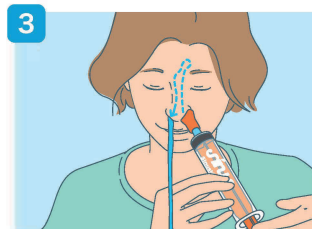
## Directions




1 Dissolve 1 stickpack of SinusHelper® refined salt in 250ml of lukewarm water.



2 Half the amount (approximately 125ml) is suitable for children.



3 Apply the tip to your nose and while saying "Ahhh" slowly push the plunger. A gentle stream of saline will wash deep into the sinus cavity.



4 After cleaning, blow your nose gently to remove excess saline. Repeat on the other nostril.

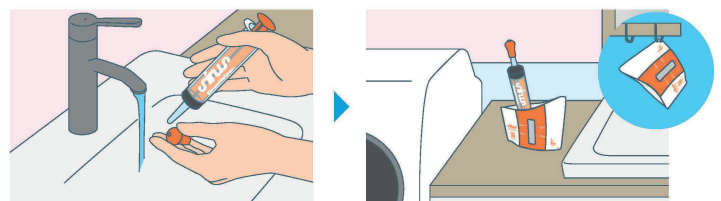
## Warnings!

- The parts for this device have been carefully chosen to be safe and latex-free. The black, plunger gasket, however, may have an odor upon opening. The smell will gradually fade and should not be problem.
- If you have undergone surgery, please consult your doctor before use. While SinusHelper® is ideal for most nose-related surgeries, brain surgery can also be done with access through the nose.
- If you have severe nasal inflammation or ear disease, please consult your doctor before use.
- Children should use this product under the guidance of "an adult". It can be used by children who can blow their nose properly.
- Please do not share it with others, including family members.
- It contains small parts that can be a choking hazard. Please keep it out of the reach of children.
- Only use clean water or purified water. If you are unsure as to whether the water is clean, then bring it to a rolling boil for one minute before use.

## Notes

- It is safe for children, during pregnancy, pregnancy and breast feeding. The device is latex-free and the saline solution is made from refined salt without any pharmaceuticals or additives.
- Although it depends on the frequency of use, we usually recommend replacing it every 4 to 6 months.

## Maintenance



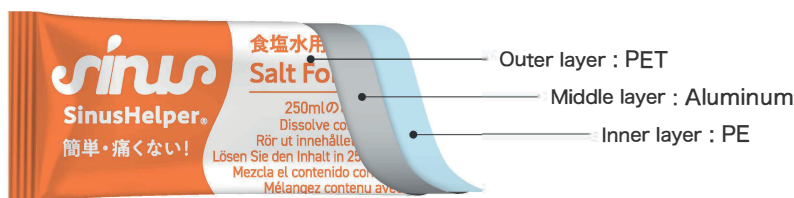
Wash without detergent after use. Store the plunger inside of the syringe in a clean, dry place away from direct sunlight. If you leave the plunger removed, the black gasket may expand and shorten the useful life.

For more information, please visit the SinusHelper® website  
<https://www.sinushelper.com>



## The SinusHelper® Extra safe and durable 3 layer stickpack

The SinusHelper® salt stickpack has three layers to keep the salt safe and fresh over a longer period. While it is much more durable than similar packages, it is also more difficult to open. Please follow these instructions carefully.



### PET (Polyethylene terephthalate)

Great durability to protect from outside shocks.

### Aluminum

Keeps the salt fresh by preventing air and moisture from entering the package.

### PE (Polyethylene)

Prevents interaction between the salt and aluminum and ensures safe storage for a long period.

## SinusHelper® Refined Salt

The SinusHelper® salt is a premeasured, refined salt that can be easily mixed with warm water to create a saline that is comfortable and gentle to the inner membrane of the nose. It has been tested for its purity of at least 99.5%. It does not contain additives typically found in table salt, like iodide. Many nose wash companies add a bicarbonate to soften the water. We believe the research on this is inconclusive. Our experience over 20 years suggests that pure salt is just as comfortable and adding a bicarbonate is unnecessary.

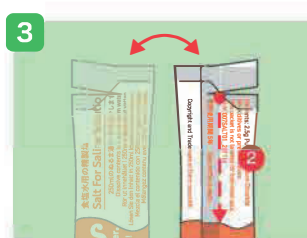
## Instructions to open the SinusHelper® Salt stickpacks



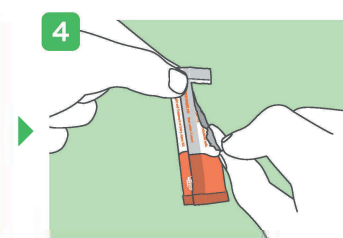
Find the perforated edge and make a small tear.



Take care to not pull too hard and stretch the inner vinyl layer.



Turn the stickpack around.



With your left hand pinching the stickpack at the edge of the opening, tear down along the middle of the package.

## Other sinus health products available from Entry Japan KK



### Refined salt 60 sachets

Easily make a gentle saline for washing the nose

Refined salt with guaranteed purity of at least 99.5%.

No additives. No iodide.



### IbikiHelper airmax®

Ministry of Health and Welfare Registration Number: 14B3X10043000016

Expands deep in the nostril to make nose breathing easier

Increases airflow through the nose and reduces snoring


Soft and light (0.6 grams). Comfortable for sleeping.



Safe, Easy, Pain free

### 鼻ヘルパー II hana helper II

Efficiently provides red light and near-infrared light to the nose



Pollen



mite, house dust



cat, dog



### Entry Japan K.K.

Ichigo Yotsuya 4-chome Building, 4-3-20 Yotsuya, Shinjuku-ku, Tokyo Tel: 81-3-5362-3383 Email: info@entry-japan.com

[www.entry-japan.com](http://www.entry-japan.com)

©2024 Entry Japan K.K. OI-MC300SIN\_240229E